

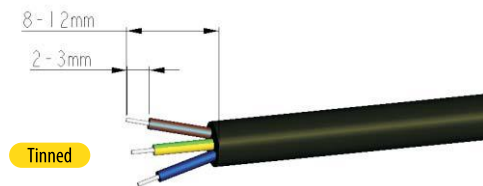
Standard Series

1. Standard Series, Assembly Instruction..... P40
2. Standard Series, Panel Mount & Male PinP41 - P43
3. Standard Series, Male Connector & Female PinP44 - P46
4. Standard Series, Panel Mount & Female PinP47 - P49
5. Standard Series, Male Connector & Male Pin.....P50 - P52
6. Standard Series, Female Connector & Male PinP53 - P54
7. Standard Series, Female Connector & Female PinP55 - P56



CHOGORI

1 Strip and prepare Cable.



2 Thread Seals Nut, Seals Ring, Clamp Ring and Gasket onto the cable.



3 Solder wire



4 Assemble Gasket into Clamp ring: Gasket Direction (Flat Surface to Housing)



5 Assemble Clamp Ring to Housing



6 Put Seals Ring to the end of Clamp Ring.



7 Assemble Seals Nut and Clamp Ring.






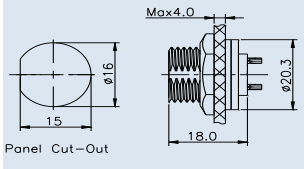
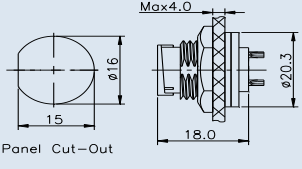
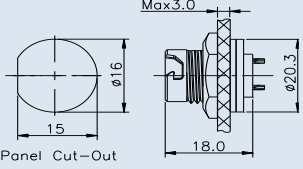
STANDARD SERIES

CHOGORI

Standard Series Specifications

Standard Series, Panel Mount & Male Pin

Description	Panel Front Mount, Screw Type, Solder	Panel Front Mount, Lock Bayonet Type, Solder	Panel Front Mount, Push Lock Type, Solder
Figure			

Drawing			
	Panel Cut-Out	Panel Cut-Out	Panel Cut-Out

Part Number	Contacts	Part Number	Contacts	Part Number	Contacts	Part Number
		2	22002515-01	2	22002525-01	2
	3	22003515-01	3	22003525-01	3	22003535-01
	4	22004515-01	4	22004525-01	4	22004535-01
	5	22005515-01	5	22005525-01	5	22005535-01
	6	22006515-01	6	22006525-01	6	22006535-01
	2+4	22204515-01	2+4	22204525-01	2+4	22204535-01
	3+4	22304515-01	3+4	22304525-01	3+4	22304535-01
	8	22008515-01	8	22008525-01	8	22008535-01
	10	22010515-01	10	22010525-01	10	22010535-01
	12	22012515-01	12	22012525-01	12	22012535-01




Specifications										
Number of Contacts	2	3	4	5	6	2+4	3+4	8	10	12
Wire Gauge	0.823mm ² (18AWG)			0.519mm ² (20AWG)			0.823mm ² (18AWG)*2C/3C 0.519mm ² (20AWG)*4C		0.519mm ² (20AWG)	0.34mm ² (22AWG)
Panel Thickness	Max. 4.0mm					Max. 4.0mm			Max. 3.0mm	
Environmental Protection	IP68					IP67			IP67	
Mechanical Life	500 mating cycles									
Operating Temperature	- 45°C - 105°C									
Voltage Rating	300V	300V	125V	60V	60V	60V	60V	60V	30V	30V
Rated Current (40°C)	10A	10A	10A	5A	5A	10A+5A	10A+2A	5A	2A	2A

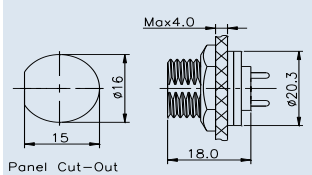
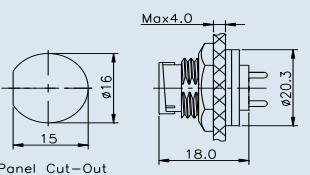
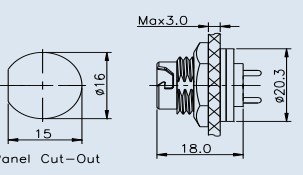
STANDARD SERIES

CHOGORI

Standard Series Specifications

Standard Series, Panel Mount & Male Pin

Description	Panel Front Mount, Screw Type, PCB	Panel Front Mount, Lock Bayonet Type, PCB	Panel Front Mount, Push Lock Type, PCB
Figure			

Drawing			
---------	---	--	---

Part Number	Contacts	Part Number	Contacts	Part Number	Contacts	Part Number
		2	22002515-02	2	22002525-02	2
	3	22003515-02	3	22003525-02	3	22003535-02
	4	22004515-02	4	22004525-02	4	22004535-02
	5	22005515-02	5	22005525-02	5	22005535-02
	6	22006515-02	6	22006525-02	6	22006535-02
	2+4	22204515-02	2+4	22204525-02	2+4	22204535-02
	3+4	22304515-02	3+4	22304525-02	3+4	22304535-02
	8	22008515-02	8	22008525-02	8	22008535-02
	10	22010515-02	10	22010525-02	10	22010535-02
	12	22012515-02	12	22012525-02	12	22012535-02

Specifications

Number of Contacts	2	3	4	5	6	2+4	3+4	8	10	12
Wire Gauge	0.823mm ² (18AWG)			0.519mm ² (20AWG)		0.823mm ² (18AWG)*2C/3C 0.519mm ² (20AWG)*4C		0.519mm ² (20AWG)	0.34mm ² (22AWG)	
Panel Thickness	Max. 4.0mm				Max. 4.0mm			Max. 3.0mm		
Environmental Protection	IP68				IP67			IP67		
Mechanical Life	500 mating cycles									
Operating Temperature	- 45°C - 105°C									
Voltage Rating	300V	300V	125V	60V	60V	60V	60V	60V	30V	30V
Rated Current (40°C)	10A	10A	10A	5A	5A	10A+5A	10A+2A	5A	2A	2A

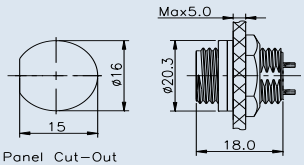
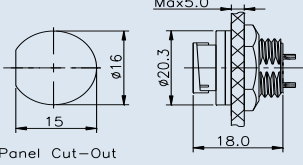
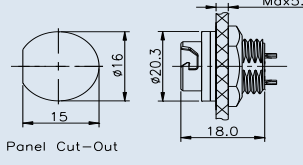
STANDARD SERIES

CHOGORI

Standard Series Specifications

Standard Series, Panel Mount & Male Pin

Description	Panel Rear Mount, Screw Type, Solder	Panel Rear Mount, Lock Bayonet Type, Solder	Panel Rear Mount, Push Lock Type, Solder
Figure			

Drawing			
---------	---	--	---

Part Number	Contacts		Part Number		Contacts		Part Number		Contacts		Part Number	
		2	22002515-03		2	22002525-03		2	22002535-03		2	22002535-03
	3	22003515-03		3	22003525-03		3	22003535-03		3	22003535-03	
	4	22004515-03		4	22004525-03		4	22004535-03		4	22004535-03	
	5	22005515-03		5	22005525-03		5	22005535-03		5	22005535-03	
	6	22006515-03		6	22006525-03		6	22006535-03		6	22006535-03	
	2+4	22204515-03		2+4	22204525-03		2+4	22204535-03		2+4	22204535-03	
	3+4	22304515-03		3+4	22304525-03		3+4	22304535-03		3+4	22304535-03	
	8	22008515-03		8	22008525-03		8	22008535-03		8	22008535-03	
	10	22010515-03		10	22010525-03		10	22010535-03		10	22010535-03	
	12	22012515-03		12	22012525-03		12	22012535-03		12	22012535-03	

Specifications										
Number of Contacts	2	3	4	5	6	2+4	3+4	8	10	12
Wire Gauge	0.823mm ² (18AWG)			0.519mm ² (20AWG)		0.823mm ² (18AWG)*2C/3C 0.519mm ² (20AWG)*4C		0.519mm ² (20AWG)	0.34mm ² (22AWG)	
Panel Thickness	Max. 5.0mm				Max. 5.0mm			Max. 5.5mm		
Environmental Protection	IP68				IP67			IP67		
Mechanical Life	500 mating cycles									
Operating Temperature	- 45°C - 105°C									
Voltage Rating	300V	300V	125V	60V	60V	60V	60V	60V	30V	30V
Rated Current (40°C)	10A	10A	10A	5A	5A	10A+5A	10A+2A	5A	2A	2A

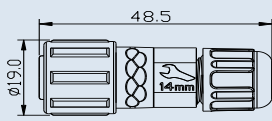
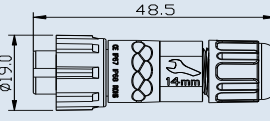
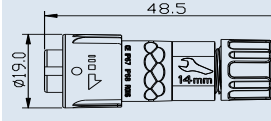
STANDARD SERIES

CHOGORI

Standard Series Specifications

Standard Series, Male Connector & Female Pin

Description	Field Installable, 180° Screw Type, Solder	Field Installable, 180° Lock Bayonet Type, Solder	Field Installable, 180° Push Lock Type, Solder
Figure			

Drawing			
---------	---	--	---

Part Number	Screw Type			Lock Bayonet Type			Push Lock Type		
	Contacts	Cable Range(mm)	Part Number	Contacts	Cable Range(mm)	Part Number	Contacts	Cable Range(mm)	Part Number
	2	3.5 - 6.8	22002211-01	2	3.5 - 6.8	22002221-01	2	3.5 - 6.8	22002231-01
	3	3.5 - 6.8	22003211-01	3	3.5 - 6.8	22003221-01	3	3.5 - 6.8	22003231-01
	4	3.5 - 6.8	22004211-01	4	3.5 - 6.8	22004221-01	4	3.5 - 6.8	22004231-01
	5	3.5 - 6.8	22005211-01	5	3.5 - 6.8	22005221-01	5	3.5 - 6.8	22005231-01
	6	3.5 - 6.8	22006211-01	6	3.5 - 6.8	22006221-01	6	3.5 - 6.8	22006231-01
	2+4	3.5 - 6.8	22204211-01	2+4	3.5 - 6.8	22204221-01	2+4	3.5 - 6.8	22204231-01
	3+4	3.5 - 6.8	22304211-01	3+4	3.5 - 6.8	22304221-01	3+4	3.5 - 6.8	22304231-01
	8	3.5 - 6.8	22008211-01	8	3.5 - 6.8	22008221-01	8	3.5 - 6.8	22008231-01
	10	3.5 - 6.8	22010211-01	10	3.5 - 6.8	22010221-01	10	3.5 - 6.8	22010231-01
	12	3.5 - 6.8	22012211-01	12	3.5 - 6.8	22012221-01	12	3.5 - 6.8	22012231-01




Specifications											
Number of Contacts	2	3	4	5	6	2+4	3+4	8	10	12	
Wire Gauge	0.823mm ² (18AWG)			0.519mm ² (20AWG)		0.823mm ² (18AWG)*2C/3C 0.519mm ² (20AWG)*4C		0.519mm ² (20AWG)	0.34mm ² (22AWG)		
Cable Range	3.5mm - 6.8 mm										
Environmental Protection	IP68				IP67				IP67		
Mechanical Life	500 mating cycles										
Operating Temperature	- 45°C - 105°C										
Voltage Rating	300V	300V	125V	60V	60V	60V	60V	60V	30V	30V	
Rated Current (40°C)	10A	10A	10A	5A	5A	10A+5A	10A+2A	5A	2A	2A	

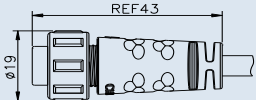
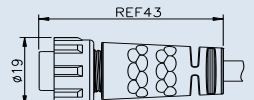
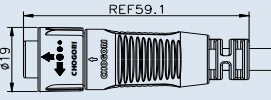
STANDARD SERIES

CHOGORI

Standard Series Specifications

Standard Series, Male Connector & Female Pin

Description	Molded with Cable, 180° Screw Type, Solder	Molded with Cable, 180° Lock Bayonet Type, Solder	Molded with Cable, 180° Push Lock Type, Solder
Figure			

Drawing			
---------	---	--	---

Part Number	Screw Type			Lock Bayonet Type			Push Lock Type		
	Contacts	Cable Range(mm)	Part Number	Contacts	Cable Range(mm)	Part Number	Contacts	Cable Range(mm)	Part Number
	2	Max. 9.0	22002213-01-XXX	2	Max. 9.0	22002223-01-XXX	2	Max. 9.0	22002233-01-XXX
	3	Max. 9.0	22003213-01-XXX	3	Max. 9.0	22003223-01-XXX	3	Max. 9.0	22003233-01-XXX
	4	Max. 9.0	22004213-01-XXX	4	Max. 9.0	22004223-01-XXX	4	Max. 9.0	22004233-01-XXX
	5	Max. 9.0	22005213-01-XXX	5	Max. 9.0	22005223-01-XXX	5	Max. 9.0	22005233-01-XXX
	6	Max. 9.0	22006213-01-XXX	6	Max. 9.0	22006223-01-XXX	6	Max. 9.0	22006233-01-XXX
	2+4	Max. 9.0	22204213-01-XXX	2+4	Max. 9.0	22204223-01-XXX	2+4	Max. 9.0	22204233-01-XXX
	3+4	Max. 9.0	22304213-01-XXX	3+4	Max. 9.0	22304223-01-XXX	3+4	Max. 9.0	22304233-01-XXX
	8	Max. 9.0	22008213-01-XXX	8	Max. 9.0	22008223-01-XXX	8	Max. 9.0	22008233-01-XXX
	10	Max. 9.0	22010213-01-XXX	10	Max. 9.0	22010223-01-XXX	10	Max. 9.0	22010233-01-XXX
	12	Max. 9.0	22012213-01-XXX	12	Max. 9.0	22012223-01-XXX	12	Max. 9.0	22012233-01-XXX




Specifications											
Number of Contacts	2	3	4	5	6	2+4	3+4	8	10	12	
Wire Gauge	0.823mm ² (18AWG)			0.519mm ² (20AWG)		0.823mm ² (18AWG)*2C/3C 0.519mm ² (20AWG)*4C		0.519mm ² (20AWG)	0.34mm ² (22AWG)		
Cable Range	Max. 9.0 mm										
Environmental Protection	IP67				IP67				IP67		
Mechanical Life	500 mating cycles										
Operating Temperature	- 40°C - 80°C										
Voltage Rating	300V	300V	125V	60V	60V	60V	60V	60V	30V	30V	
Rated Current (40°C)	10A	10A	10A	5A	5A	10A+5A	10A+2A	5A	2A	2A	

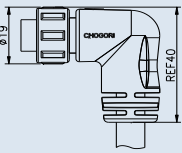
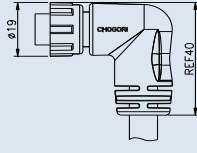
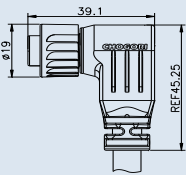
STANDARD SERIES

CHOGORI

Standard Series Specifications

Standard Series, Male Connector & Female Pin

Description	Molded with Cable, 90° Screw Type, Solder	Molded with Cable, 90° Lock Bayonet Type, Solder	Molded with Cable, 90° Push Lock Type, Solder
Figure			

Drawing			
---------	---	---	---

Part Number	Screw Type			Lock Bayonet Type			Push Lock Type		
	Contacts	Cable Range(mm)	Part Number	Contacts	Cable Range(mm)	Part Number	Contacts	Cable Range(mm)	Part Number
	2	Max. 9.0	22002214-01-XXX	2	Max. 9.0	22002224-01-XXX	2	Max. 9.0	22002234-01-XXX
	3	Max. 9.0	22003214-01-XXX	3	Max. 9.0	22003224-01-XXX	3	Max. 9.0	22003234-01-XXX
	4	Max. 9.0	22004214-01-XXX	4	Max. 9.0	22004224-01-XXX	4	Max. 9.0	22004234-01-XXX
	5	Max. 9.0	22005214-01-XXX	5	Max. 9.0	22005224-01-XXX	5	Max. 9.0	22005234-01-XXX
	6	Max. 9.0	22006214-01-XXX	6	Max. 9.0	22006224-01-XXX	6	Max. 9.0	22006234-01-XXX
	2+4	Max. 9.0	22204214-01-XXX	2+4	Max. 9.0	22204224-01-XXX	2+4	Max. 9.0	22204234-01-XXX
	3+4	Max. 9.0	22304214-01-XXX	3+4	Max. 9.0	22304224-01-XXX	3+4	Max. 9.0	22304234-01-XXX
	8	Max. 9.0	22008214-01-XXX	8	Max. 9.0	22008224-01-XXX	8	Max. 9.0	22008234-01-XXX
	10	Max. 9.0	22010214-01-XXX	10	Max. 9.0	22010224-01-XXX	10	Max. 9.0	22010234-01-XXX
	12	Max. 9.0	22012214-01-XXX	12	Max. 9.0	22012224-01-XXX	12	Max. 9.0	22012234-01-XXX




Specifications										
Number of Contacts	2	3	4	5	6	2+4	3+4	8	10	12
Wire Gauge	0.823mm ² (18AWG)			0.519mm ² (20AWG)		0.823mm ² (18AWG)*2C/3C 0.519mm ² (20AWG)*4C		0.519mm ² (20AWG)	0.34mm ² (22AWG)	
Cable Range	Max. 9.0 mm									
Environmental Protection	IP67					IP67			IP67	
Mechanical Life	500 mating cycles									
Operating Temperature	- 40°C - 80°C									
Voltage Rating	300V	300V	125V	60V	60V	60V	60V	60V	30V	30V
Rated Current(40°C)	10A	10A	10A	5A	5A	10A+5A	10A+2A	5A	2A	2A

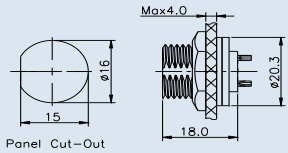
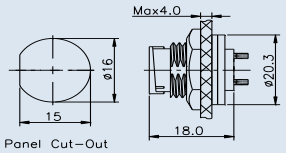
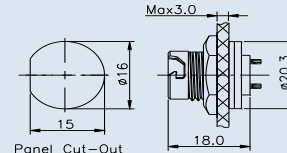
STANDARD SERIES

CHOGORI

Standard Series Specifications

Standard Series, Panel Mount & Female Pin

Description	Panel Front Mount, Screw Type, Solder	Panel Front Mount, Lock Bayonet Type, Solder	Panel Front Mount, Push Lock Type, Solder
Figure			

Drawing			
---------	---	--	---

Part Number	Screw Type		Lock Bayonet Type		Push Lock Type	
	Contacts	Part Number	Contacts	Part Number	Contacts	Part Number
	2	22002615-01	2	22002625-01	2	22002635-01
	3	22003615-01	3	22003625-01	3	22003635-01
	4	22004615-01	4	22004625-01	4	22004635-01
	5	22005615-01	5	22005625-01	5	22005635-01
	6	22006615-01	6	22006625-01	6	22006635-01
	2+4	22204615-01	2+4	22204625-01	2+4	22204635-01
	2+6	22206615-01	2+6	22206625-01	2+6	22206635-01

Specifications




Number of Contacts	2	3	4	5	6	2+4	2+6
Wire Gauge	0.823mm ² (18AWG)			0.519mm ² (20AWG)		0.823mm ² (18AWG)*2C 0.34mm ² (22AWG)*4C	
Panel Thickness	Max. 4.0mm			Max. 4.0mm			Max. 3.0mm
Environmental Protection	IP68			IP67			IP67
Mechanical Life	500 mating cycles						
Operating Temperature	- 45°C - 105°C						
Voltage Rating	300V	300V	125V	60V	60V	60V	30V
Rated Current (40°C)	10A	10A	10A	5A	5A	10A+2A	5A+2A

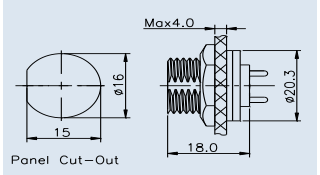
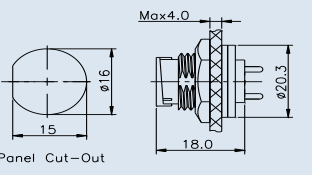
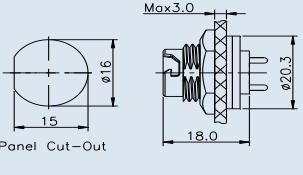
STANDARD SERIES

CHOGORI

Standard Series Specifications

Standard Series, Panel Mount & Female Pin

Description	Panel Front Mount, Screw Type, PCB	Panel Front Mount, Lock Bayonet Type, PCB	Panel Front Mount, Push Lock Type, PCB
Figure			

Drawing			
---------	---	--	---

Part Number	Screw Type		Lock Bayonet Type		Push Lock Type	
	Contacts	Part Number	Contacts	Part Number	Contacts	Part Number
	2	22002615-02	2	22002625-02	2	22002635-02
	3	22003615-02	3	22003625-02	3	22003635-02
	4	22004615-02	4	22004625-02	4	22004635-02
	5	22005615-02	5	22005625-02	5	22005635-02
	6	22006615-02	6	22006625-02	6	22006635-02
	2+4	22204615-02	2+4	22204625-02	2+4	22204635-02
	2+6	22206615-02	2+6	22206625-02	2+6	22206635-02

Specifications




Number of Contacts	2	3	4	5	6	2+4	2+6
Wire Gauge	0.823mm ² (18AWG)			0.519mm ² (20AWG)		0.823mm ² (18AWG)*2C 0.34mm ² (22AWG)*4C	0.519mm ² (20AWG)*2C 0.34mm ² (22AWG)*6C
Panel Thickness	Max. 4.0mm			Max. 4.0mm			Max. 3.0mm
Environmental Protection	IP68			IP67			IP67
Mechanical Life	500 mating cycles						
Operating Temperature	- 45°C - 105°C						
Voltage Rating	300V	300V	125V	60V	60V	60V	30V
Rated Current (40°C)	10A	10A	10A	5A	5A	10A+2A	5A+2A

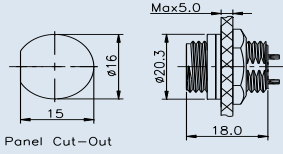
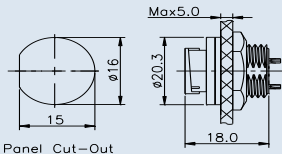
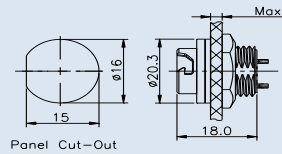
STANDARD SERIES















CHOGORI

Standard Series Specifications

Standard Series, Panel Mount & Female Pin

Description	Panel Rear Mount, Screw Type, Solder	Panel Rear Mount, Lock Bayonet Type, Solder	Panel Rear Mount, Push Lock Type, Solder
Figure			

Drawing			
---------	---	--	---

Part Number	Contacts	Part Number	Contacts	Part Number	Contacts	Part Number
		2	22002615-03 	2	22002625-03 	2
	3	22003615-03 	3	22003625-03 	3	22003635-03 
	4	22004615-03 	4	22004625-03 	4	22004635-03 
	5	22005615-03 	5	22005625-03 	5	22005635-03 
	6	22006615-03 	6	22006625-03 	6	22006635-03 
	2+4	22204615-03	2+4	22204625-03	2+4	22204635-03
	2+6	22206615-03	2+6	22206625-03	2+6	22206635-03





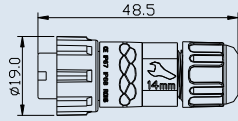
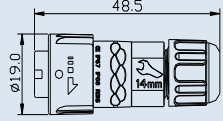
Specifications							
Number of Contacts	2	3	4	5	6	2+4	2+6
Wire Gauge	0.823mm ² (18AWG)			0.519mm ² (20AWG)		0.823mm ² (18AWG)*2C 0.34mm ² (22AWG)*4C	0.519mm ² (20AWG)*2C 0.34mm ² (22AWG)*6C
Panel Thickness	Max. 5.0mm			Max. 5.0mm			Max. 5.5mm
Environmental Protection	IP68			IP67			IP67
Mechanical Life	500 mating cycles						
Operating Temperature	- 45°C - 105°C						
Voltage Rating	300V	300V	125V	60V	60V	60V	30V
Rated Current (40°C)	10A	10A	10A	5A	5A	10A+2A	5A+2A

STANDARD SERIES

CHOGORI

Standard Series Specifications

Standard Series, Male Connector & Male Pin

Description	Field Installable, 180° Screw Type, Solder	Field Installable, 180° Lock Bayonet Type, Solder	Field Installable, 180° Push Lock Type, Solder
Figure			
Drawing			

Part Number	Screw Type			Lock Bayonet Type			Push Lock Type		
	Contacts	Cable Range(mm)	Part Number	Contacts	Cable Range(mm)	Part Number	Contacts	Cable Range(mm)	Part Number
	2	3.5 - 6.8	22002111-01	2	3.5 - 6.8	22002121-01	2	3.5 - 6.8	22002131-01
	3	3.5 - 6.8	22003111-01	3	3.5 - 6.8	22003121-01	3	3.5 - 6.8	22003131-01
	4	3.5 - 6.8	22004111-01	4	3.5 - 6.8	22004121-01	4	3.5 - 6.8	22004131-01
	5	3.5 - 6.8	22005111-01	5	3.5 - 6.8	22005121-01	5	3.5 - 6.8	22005131-01
	6	3.5 - 6.8	22006111-01	6	3.5 - 6.8	22006121-01	6	3.5 - 6.8	22006131-01
	2+4	3.5 - 6.8	22204111-01	2+4	3.5 - 6.8	22204121-01	2+4	3.5 - 6.8	22204131-01
	2+6	3.5 - 6.8	22206111-01	2+6	3.5 - 6.8	22206121-01	2+6	3.5 - 6.8	22206131-01

Specifications


Number of Contacts	2	3	4	5	6	2+4	2+6
Wire Gauge	0.823mm ² (18AWG)			0.519mm ² (20AWG)	0.823mm ² (18AWG)*2C 0.34mm ² (22AWG)*4C		0.519mm ² (20AWG)*2C 0.34mm ² (22AWG)*6C
Cable Range	3.5mm - 6.8mm						
Environmental Protection	IP68			IP67			IP67
Mechanical Life	500 mating cycles						
Operating Temperature	- 45°C - 105°C						
Voltage Rating	300V	300V	125V	60V	60V	60V	30V
Rated Current (40°C)	10A	10A	10A	5A	5A	10A+2A	5A+2A

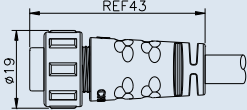
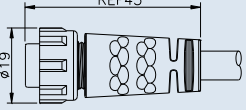
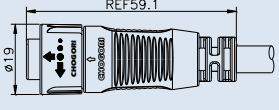
STANDARD SERIES

CHOGORI

Standard Series Specifications

Standard Series, Male Connector & Male Pin

Description	Molded with Cable, 180° Screw Type, Solder	Molded with Cable, 180° Lock Bayonet Type, Solder	Molded with Cable, 180° Push Lock Type, Solder
Figure			

Drawing			
---------	---	--	---

Part Number	Screw Type			Lock Bayonet Type			Push Lock Type		
	Contacts	Cable Range(mm)	Part Number	Contacts	Cable Range(mm)	Part Number	Contacts	Cable Range(mm)	Part Number
	2	Max. 9.0	22002113-01-XXX	2	Max. 9.0	22002123-01-XXX	2	Max. 9.0	22002133-01-XXX
	3	Max. 9.0	22003113-01-XXX	3	Max. 9.0	22003123-01-XXX	3	Max. 9.0	22003133-01-XXX
	4	Max. 9.0	22004113-01-XXX	4	Max. 9.0	22004123-01-XXX	4	Max. 9.0	22004133-01-XXX
	5	Max. 9.0	22005113-01-XXX	5	Max. 9.0	22005123-01-XXX	5	Max. 9.0	22005133-01-XXX
	6	Max. 9.0	22006113-01-XXX	6	Max. 9.0	22006123-01-XXX	6	Max. 9.0	22006133-01-XXX
	2+4	Max. 9.0	22204113-01-XXX	2+4	Max. 9.0	22204123-01-XXX	2+4	Max. 9.0	22204133-01-XXX
	2+6	Max. 9.0	22206113-01-XXX	2+6	Max. 9.0	22206123-01-XXX	2+6	Max. 9.0	22206133-01-XXX

Specifications




Number of Contacts	2	3	4	5	6	2+4	2+6
Wire Gauge	0.823mm ² (18AWG)			0.519mm ² (20AWG)		0.823mm ² (18AWG)*2C 0.34mm ² (22AWG)*4C	0.519mm ² (20AWG)*2C 0.34mm ² (22AWG)*6C
Cable Range	Max. 9.0 mm						
Environmental Protection	IP67			IP67			IP67
Mechanical Life	500 mating cycles						
Operating Temperature	- 40°C - 80°C						
Voltage Rating	300V	300V	125V	60V	60V	60V	30V
Rated Current (40°C)	10A	10A	10A	5A	5A	10A+2A	5A+2A

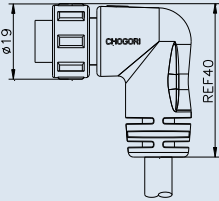
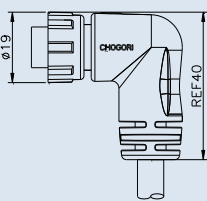
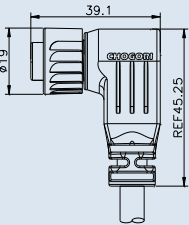
STANDARD SERIES

CHOGORI

Standard Series Specifications

Standard series, Male connector & Male Pin

Description	Molded with Cable, 90° Screw Type, Solder	Molded with Cable, 90° Lock Bayonet Type, Solder	Molded with Cable, 90° Push Lock Type, Solder
Figure			

Drawing			
---------	---	---	---

Part Number	Contacts		Cable Range(mm)	Part Number	Contacts		Cable Range(mm)	Part Number
	2	3			4	5		
Max. 9.0	2		22002114-01-XXX	2		22002124-01-XXX	2	22002134-01-XXX
	3		2200311401-XXX	3		22003124-01-XXX	3	22003134-01-XXX
	4		22004114-01-XXX	4		22004124-01-XXX	4	22004134-01-XXX
	5		22005114-01-XXX	5		22005124-01-XXX	5	22005134-01-XXX
	6		22006114-01-XXX	6		22006124-01-XXX	6	22006134-01-XXX
	2+4		22204114-01-XXX	2+4		22204124-01-XXX	2+4	22204134-01-XXX
	2+6		22206114-01-XXX	2+6		22206124-01-XXX	2+6	22206134-01-XXX

Specifications								
Number of Contacts	2	3	4	5	6	2+4	2+6	
Wire Gauge	0.823mm ² (18AWG)			0.519mm ² (20AWG)		0.823mm ² (18AWG)*2C 0.34mm ² (22AWG)*4C		0.519mm ² (20AWG)*2C 0.34mm ² (22AWG)*6C
Cable Range	Max. 9.0 mm							
Environmental Protection	IP67			IP67			IP67	
Mechanical Life	500 mating cycles							
Operating Temperature	- 40°C - 80°C							
Voltage Rating	300V	300V	125V	60V	60V	60V		30V
Rated Current (40°C)	10A	10A	10A	5A	5A	10A+2A		5A+2A

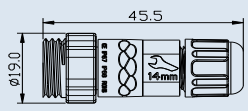
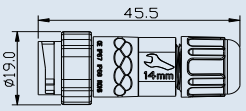
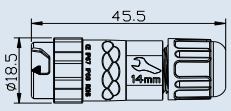
STANDARD SERIES

CHOGORI

Standard Series Specifications

Standard Series, Female Connector & Male Pin

Description	Field Installable, 180° Screw Type, Solder	Field Installable, 180° Lock Bayonet Type, Solder	Field Installable, 180° Push Lock Type, Solder
Figure			

Drawing			
---------	---	--	---

Part Number	Screw Type			Lock Bayonet Type			Push Lock Type		
	Contacts	Cable Range(mm)	Part Number	Contacts	Cable Range(mm)	Part Number	Contacts	Cable Range(mm)	Part Number
	2	3.5 - 6.8	22002311-01	2	3.5 - 6.8	22002321-01	2	3.5 - 6.8	22002331-01
	3	3.5 - 6.8	22003311-01	3	3.5 - 6.8	22003321-01	3	3.5 - 6.8	22003331-01
	4	3.5 - 6.8	22004311-01	4	3.5 - 6.8	22004321-01	4	3.5 - 6.8	22004331-01
	5	3.5 - 6.8	22005311-01	5	3.5 - 6.8	22005321-01	5	3.5 - 6.8	22005331-01
	6	3.5 - 6.8	22006311-01	6	3.5 - 6.8	22006321-01	6	3.5 - 6.8	22006331-01
	2+4	3.5 - 6.8	22204311-01	2+4	3.5 - 6.8	22204321-01	2+4	3.5 - 6.8	22204331-01
	3+4	3.5 - 6.8	22304311-01	3+4	3.5 - 6.8	22304321-01	3+4	3.5 - 6.8	22304331-01
	8	3.5 - 6.8	22008311-01	8	3.5 - 6.8	22008321-01	8	3.5 - 6.8	22008331-01
	10	3.5 - 6.8	22010311-01	10	3.5 - 6.8	22010321-01	10	3.5 - 6.8	22010331-01
	12	3.5 - 6.8	22012311-01	12	3.5 - 6.8	22012321-01	12	3.5 - 6.8	22012331-01




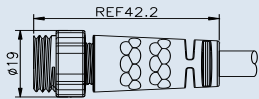
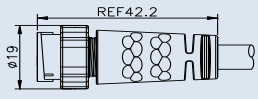
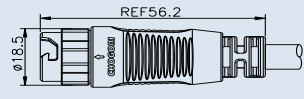
Specifications											
Number of Contacts	2	3	4	5	6	2+4	3+4	8	10	12	
Wire Gauge	0.823mm ² (18AWG)			0.519mm ² (20AWG)		0.823mm ² (18AWG)*2C/3C 0.519mm ² (20AWG)*4C		0.519mm ² (20AWG)	0.34mm ² (22AWG)		
Cable Range	3.5mm - 6.8mm										
Environmental Protection	IP68				IP67				IP67		
Mechanical Life	500 mating cycles										
Operating Temperature	- 45°C - 105°C										
Voltage Rating	300V	300V	125V	60V	60V	60V	60V	60V	30V	30V	
Rated Current (40°C)	10A	10A	10A	5A	5A	10A+5A	10A+2A	5A	2A	2A	

STANDARD SERIES

CHOGORI

Standard Series Specifications

Standard Series, Female Connector & Male Pin

Description	Molded with Cable, 180° Screw Type, Solder	Molded with Cable, 180° Lock Bayonet Type, Solder	Molded with Cable, 180° Push Lock Type, Solder
Figure			
Drawing			

Part Number	Screw Type			Lock Bayonet Type			Push Lock Type		
	Contacts	Cable Range(mm)	Part Number	Contacts	Cable Range(mm)	Part Number	Contacts	Cable Range(mm)	Part Number
	2	Max. 9.0	22002313-01-XXX	2	Max. 9.0	22002323-01-XXX	2	Max. 9.0	22002333-01-XXX
	3	Max. 9.0	22003313-01-XXX	3	Max. 9.0	22003323-01-XXX	3	Max. 9.0	22003333-01-XXX
	4	Max. 9.0	22004313-01-XXX	4	Max. 9.0	22004323-01-XXX	4	Max. 9.0	22004333-01-XXX
	5	Max. 9.0	22005313-01-XXX	5	Max. 9.0	22005323-01-XXX	5	Max. 9.0	22005333-01-XXX
	6	Max. 9.0	22006313-01-XXX	6	Max. 9.0	22006323-01-XXX	6	Max. 9.0	22006333-01-XXX
	2+4	Max. 9.0	22204313-01-XXX	2+4	Max. 9.0	22204323-01-XXX	2+4	Max. 9.0	22204333-01-XXX
	3+4	Max. 9.0	22304313-01-XXX	3+4	Max. 9.0	22304323-01-XXX	3+4	Max. 9.0	22304333-01-XXX
	8	Max. 9.0	22008313-01-XXX	8	Max. 9.0	22008323-01-XXX	8	Max. 9.0	22008333-01-XXX
	10	Max. 9.0	22010313-01-XXX	10	Max. 9.0	22010323-01-XXX	10	Max. 9.0	22010333-01-XXX
	12	Max. 9.0	22012313-01-XXX	12	Max. 9.0	22012323-01-XXX	12	Max. 9.0	22012333-01-XXX

Specifications

Number of Contacts	2	3	4	5	6	2+4	3+4	8	10	12
Wire Gauge	0.823mm ² (18AWG)			0.519mm ² (20AWG)		0.823mm ² (18AWG)*2C/3C 0.519mm ² (20AWG)*4C		0.519mm ² (20AWG)		0.34mm ² (22AWG)
Cable Range	Max. 9.0 mm									
Environmental Protection	IP67					IP67			IP67	
Mechanical Life	500 mating cycles									
Operating Temperature	- 40°C - 80°C									
Voltage Rating	300V	300V	125V	60V	60V	60V	60V	60V	30V	30V
Rated Current (40°C)	10A	10A	10A	5A	5A	10A+5A	10A+2A	5A	2A	2A

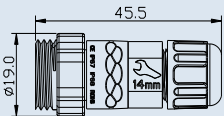
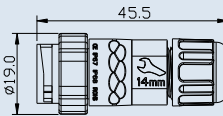
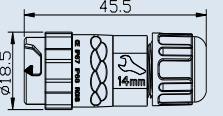
STANDARD SERIES

CHOGORI

Standard Series Specifications

Standard Series, Female Connector & Female Pin

Description	Field Installable, 180° Screw Type, Solder	Field Installable, 180° Lock Bayonet Type, Solder	Field Installable, 180° Push Lock Type, Solder
Figure			

Drawing			
---------	---	---	---

Part Number	Screw Type			Lock Bayonet Type			Push Lock Type		
	Contacts	Cable Range(mm)	Part Number	Contacts	Cable Range(mm)	Part Number	Contacts	Cable Range(mm)	Part Number
	2	3.5 - 6.8	22002411-01	2	3.5 - 6.8	22002421-01	2	3.5 - 6.8	22002431-01
	3	3.5 - 6.8	22003411-01	3	3.5 - 6.8	22003421-01	3	3.5 - 6.8	22003431-01
	4	3.5 - 6.8	22004411-01	4	3.5 - 6.8	22004421-01	4	3.5 - 6.8	22004431-01
	5	3.5 - 6.8	22005411-01	5	3.5 - 6.8	22005421-01	5	3.5 - 6.8	22005431-01
	6	3.5 - 6.8	22006411-01	6	3.5 - 6.8	22006421-01	6	3.5 - 6.8	22006431-01
	2+4	3.5 - 6.8	22204411-01	2+4	3.5 - 6.8	22204421-01	2+4	3.5 - 6.8	22204431-01
	2+6	3.5 - 6.8	22206411-01	2+6	3.5 - 6.8	22206421-01	2+6	3.5 - 6.8	22206431-01

Specifications

Number of Contacts	2	3	4	5	6	2+4	2+6
Wire Gauge	0.823mm ² (18AWG)			0.519mm ² (20AWG)	0.823mm ² (18AWG)*2C 0.34mm ² (22AWG)*4C		0.519mm ² (20AWG)*2C 0.34mm ² (22AWG)*6C
Cable Range	3.5mm - 6.8mm						
Environmental Protection	IP68			IP67			IP67
Mechanical Life	500 mating cycles						
Operating Temperature	- 45°C - 105°C						
Voltage Rating	300V	300V	125V	60V	60V	60V	30V
Rated Current (40°C)	10A	10A	10A	5A	5A	10A+2A	5A+2A

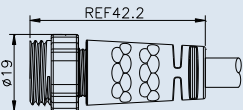
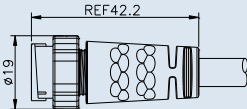
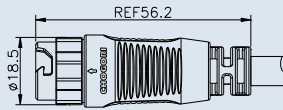
STANDARD SERIES

CHOGORI

Standard Series Specifications

Standard Series, Female Connector & Female Pin

Description	Molded with Cable, 180° Screw Type, Solder	Molded with Cable, 180° Lock Bayonet Type, Solder	Molded with Cable, 180° Push Lock Type, Solder
Figure			

Drawing			
---------	---	--	---

Part Number	Screw Type			Lock Bayonet Type			Push Lock Type		
	Contacts	Cable Range(mm)	Part Number	Contacts	Cable Range(mm)	Part Number	Contacts	Cable Range(mm)	Part Number
	2	Max. 9.0	22002413-01-XXX	2	Max. 9.0	22002423-01-XXX	2	Max. 9.0	22002433-01-XXX
	3	Max. 9.0	22003413-01-XXX	3	Max. 9.0	22003423-01-XXX	3	Max. 9.0	22003433-01-XXX
	4	Max. 9.0	22004413-01-XXX	4	Max. 9.0	22004423-01-XXX	4	Max. 9.0	22004433-01-XXX
	5	Max. 9.0	22005413-01-XXX	5	Max. 9.0	22005423-01-XXX	5	Max. 9.0	22005433-01-XXX
	6	Max. 9.0	22006413-01-XXX	6	Max. 9.0	22006423-01-XXX	6	Max. 9.0	22006433-01-XXX
	2+4	Max. 9.0	22204413-01-XXX	2+4	Max. 9.0	22204423-01-XXX	2+4	Max. 9.0	22204433-01-XXX
	2+6	Max. 9.0	22206413-01-XXX	2+6	Max. 9.0	22206423-01-XXX	2+6	Max. 9.0	22206433-01-XXX

Specifications

Number of Contacts	2	3	4	5	6	2+4	2+6
Wire Gauge	0.823mm ² (18AWG)			0.519mm ² (20AWG)	0.823mm ² (18AWG)*2C 0.34mm ² (22AWG)*4C	0.519mm ² (20AWG)*2C 0.34mm ² (22AWG)*6C	
Cable Range	Max. 9.0 mm						
Environmental Protection	IP67			IP67			IP67
Mechanical Life	500 mating cycles						
Operating Temperature	- 40°C - 80°C						
Voltage Rating	300V	300V	125V	60V	60V	60V	30V
Rated Current (40°C)	10A	10A	10A	5A	5A	10A+2A	5A+2A